

# **GSM Antenna Detection**

## **Application Note**

**GSM/GPRS Module Series**

Rev: GSM\_Antenna\_Detection\_Application\_Note\_V1.0

Date: 2013-03-27



**Our aim is to provide customers with timely and comprehensive service. For any assistance, please contact our company headquarter:**

**Quectel Wireless Solutions Co., Ltd.**

Room 501, Building 13, No.99, Tianzhou Road, Shanghai, China, 200233

Tel: +86 21 5108 6236

Mail: [info@quectel.com](mailto:info@quectel.com)

**Or our local office, for more information, please visit:**

[http://www.quectel.com/quectel\\_sales\\_office.html](http://www.quectel.com/quectel_sales_office.html)

**For technical support, to report documentation errors, please visit:**

<http://www.quectel.com/tecsupport.aspx>

**GENERAL NOTES**

QUECTEL OFFERS THIS INFORMATION AS A SERVICE TO ITS CUSTOMERS. THE INFORMATION PROVIDED IS BASED UPON CUSTOMERS' REQUIREMENTS. QUECTEL MAKES EVERY EFFORT TO ENSURE THE QUALITY OF THE INFORMATION IT MAKES AVAILABLE. QUECTEL DOES NOT MAKE ANY WARRANTY AS TO THE INFORMATION CONTAINED HEREIN, AND DOES NOT ACCEPT ANY LIABILITY FOR ANY INJURY, LOSS OR DAMAGE OF ANY KIND INCURRED BY USE OF OR RELIANCE UPON THE INFORMATION. ALL INFORMATION SUPPLIED HEREIN ARE SUBJECT TO CHANGE WITHOUT PRIOR NOTICE.

**COPYRIGHT**

THIS INFORMATION CONTAINED HERE IS PROPRIETARY TECHNICAL INFORMATION OF QUECTEL CO., LTD. TRANSMITTABLE, REPRODUCTION, DISSEMINATION AND EDITING OF THIS DOCUMENT AS WELL AS UTILIZATION OF THIS CONTENTS ARE FORBIDDEN WITHOUT PERMISSION. OFFENDERS WILL BE HELD LIABLE FOR PAYMENT OF DAMAGES. ALL RIGHTS ARE RESERVED IN THE EVENT OF A PATENT GRANT OR REGISTRATION OF A UTILITY MODEL OR DESIGN.

***Copyright © Quectel Wireless Solutions Co., Ltd. 2013. All rights reserved.***

## About the document

### History

Revision	Date	Author	Description
1.0	2013-03-20	David WEI	Initial

---

Quectel  
Confidential

## Contents

About the document .....	2
Contents .....	3
Table Index.....	4
Figure Index .....	5
1 Introduction .....	6
2 For Antenna Assembly (Recommended) .....	7
3 For DC Short Antenna (e.g. PIFA Antenna).....	9
4 For DC Open Antenna (e.g. MONO POLE Antenna).....	11

Quectel  
Confidential

## Table Index

TABLE 1: AN EXAMPLE OF COMPONENTS FOR ANTENNA ASSEMBLY DETECTION .....	7
TABLE 2: AN EXAMPLE OF COMPONENTS FOR DC SHORT ANTENNA .....	9
TABLE 3: AN EXAMPLE OF COMPONENTS FOR DC OPEN ANTENNA DETECTION.....	11

Quectel  
Confidential

## Figure Index

FIGURE 1: REFERENCE CIRCUIT FOR ANTENNA ASSEMBLY .....	7
FIGURE 2: REFERENCE CIRCUIT FOR DC SHORT ANTENNA .....	9
FIGURE 3: REFERENCE CIRCUIT FOR DC OPEN ANTENNA .....	11

Quectel  
Confidential

# 1 Introduction

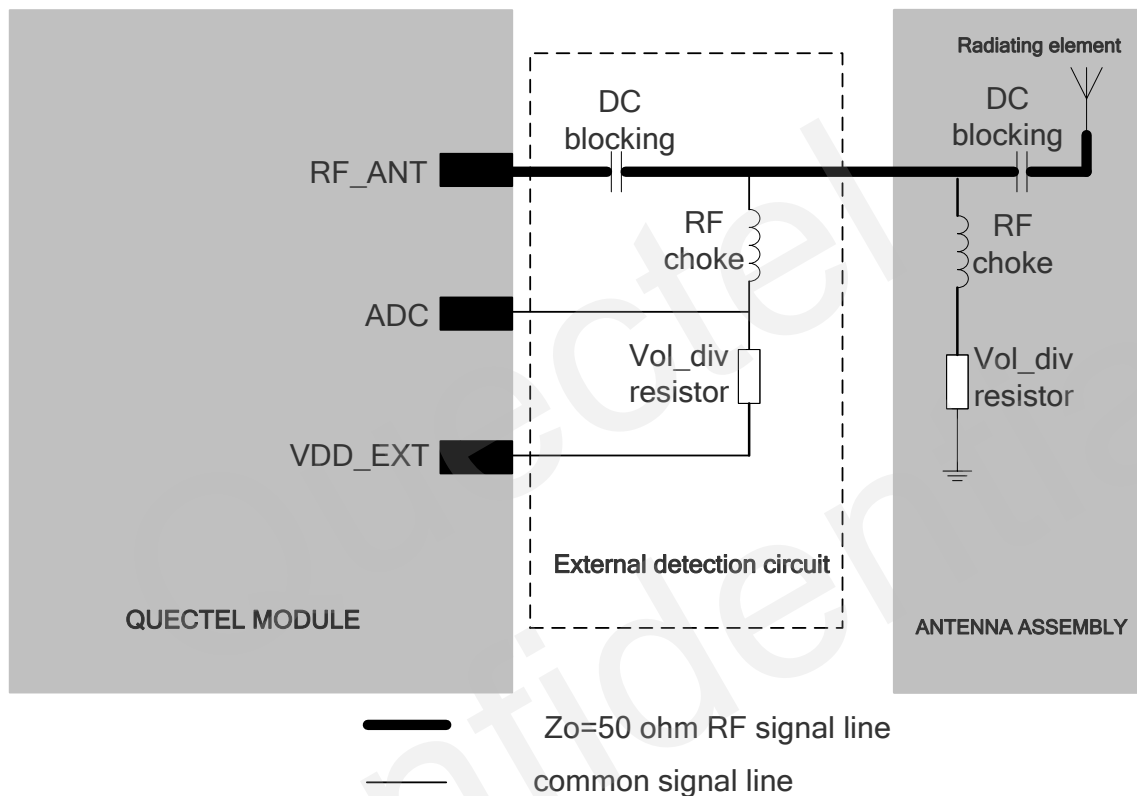
GSM antenna detection application notes will be provided in this document.

Antenna detection is performed by ADC measurement on the voltage of resistor brought by detection circuit, the voltage source can be VDD\_EXT in the module or other external voltage. The value is reported by AT command: AT+QADC? (Refer to corresponding Quectel module AT Commands Manual).

The following reference circuits are suitable for all Quectel modules with ADC function, such as M10, M12, M50, M72, M80 etc.

Quectel  
Confidential

## 2 For Antenna Assembly (Recommended)



**Figure 1: Reference circuit for antenna assembly**

It is recommended to use antenna assembly for antenna detection. The detection components are usually embedded in the antenna base. This kind of antenna assembly is often customized.

**Table 1: An Example of Components for Antenna Assembly Detection**

Description	Recommended Value
DC blocking capacitor	56pF
RF choke inductor	68nH
Vol_div resistor	10K Ohm



The response of “AT+QADC?” is:

+QADC: < status>, <value>

The parameter <status>=0 means ADC reports fail, <status>=1 means ADC reports success. The <value> indicates the report voltage with the unit mV.

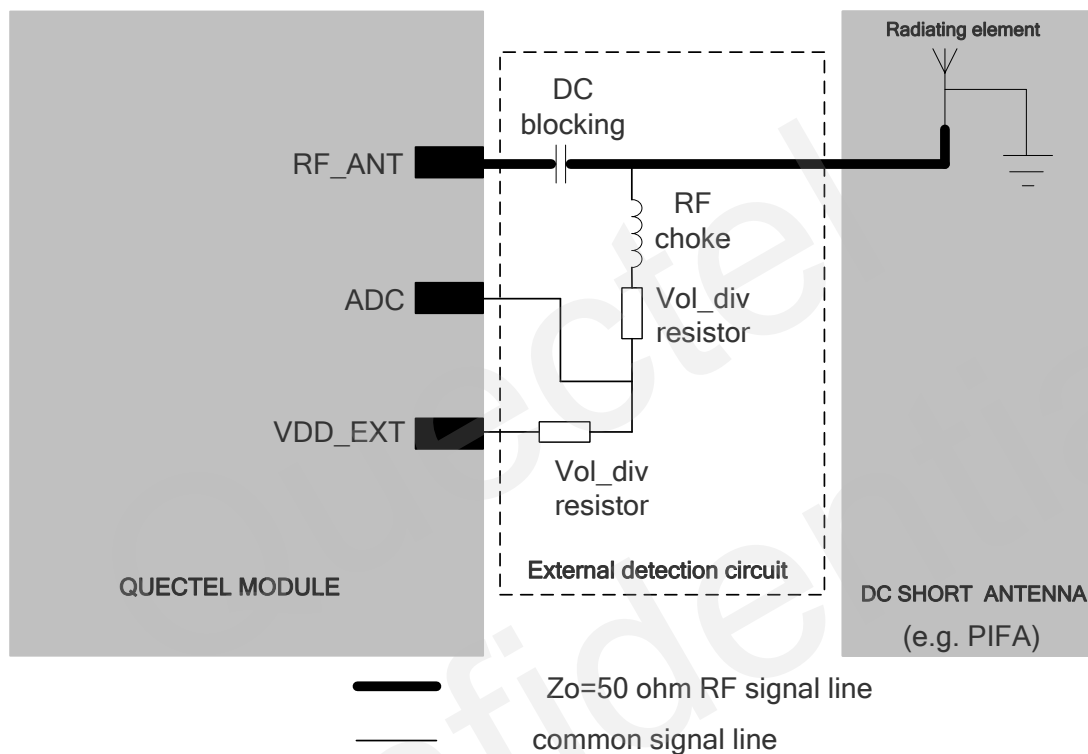
**Suppose:** using the recommended components in the above table; VDD\_EXT is 2.8V

**Then:**

- If antenna is normal, the response value will be  $1400 \pm 100$ ;
- If antenna is removed, the response value will be  $2800 \pm 100$ .

Quectel  
Confidential

### 3 For DC Short Antenna (e.g. PIFA Antenna)



**Figure 2: Reference circuit for DC short antenna**

If the DC impedance between antenna radiating element and ground is zero, the antenna is called DC short antenna, just like PIFA antenna which is often used and very popular now days. The recommended antenna detection circuit is given as Figure 2.

Table 2: An Example of Components for DC Short Antenna

Description	Recommended Value
DC blocking capacitor	56pF
RF choke inductor	68nH
Vol_div resistor	10K Ohm

The response of “AT+QADC?” is:

**+QADC: < status>, <value>**

The parameter <status>=0 means ADC reports fail, <status>=1 means ADC reports success. The <value> indicates the report voltage with the unit mV.

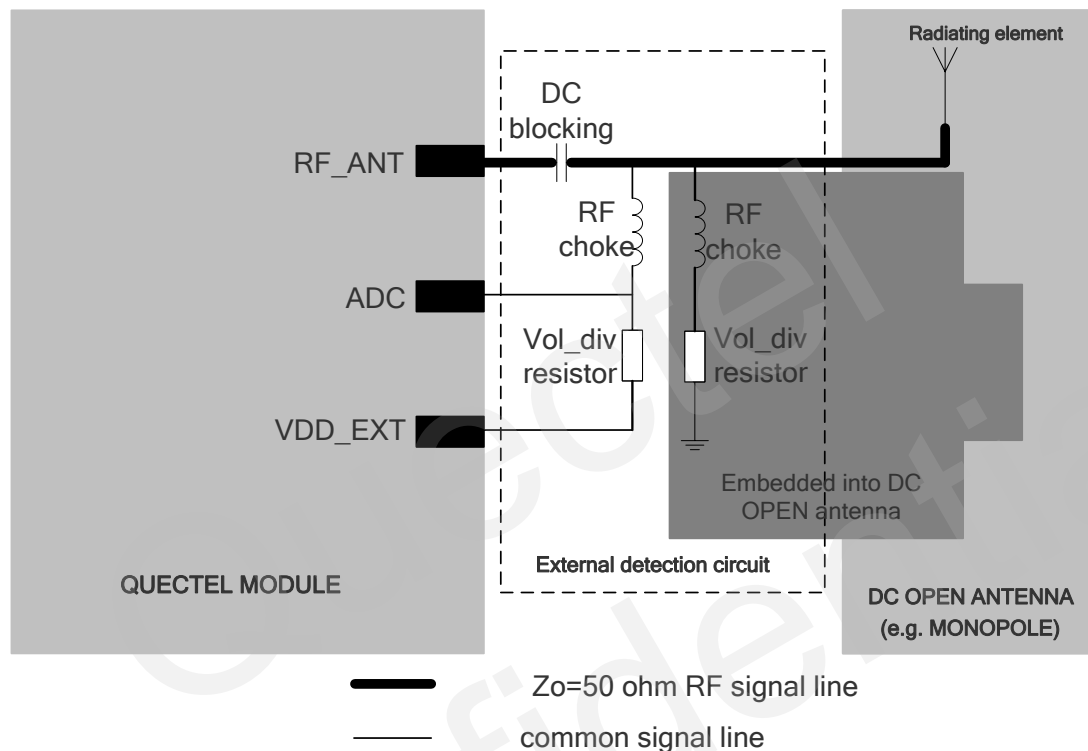
**Suppose:** using the recommended component in the above table; VDD\_EXT is 2.8V

**Then:**

- if antenna is normal, the response value will be  $1400 \pm 100$ ;
- if antenna is removed, the response value will be  $2800 \pm 100$ .

Quectel  
Confidential

## 4 For DC Open Antenna (e.g. MONO POLE Antenna)



**Figure 3: Reference circuit for DC open antenna**

If the DC impedance between the antenna radiating element and ground is infinite, the antenna is called DC open antenna, just like MONOPOLE antenna and some vehicle antenna. The recommended antenna detection circuit is given as Figure 3.

**Table 3: An Example of Components for DC Open Antenna Detection**

Description	Recommended Value
DC blocking capacitor	56pF
RF choke inductor	68nH
Vol_div resistor	10K Ohm

The response of “AT+QADC?” is:

**+QADC: < status>, <value>**

The parameter <status>=0 means ADC reports fail, <status>=1 means ADC reports success. The <value> indicates the report voltage with the unit mV.

**Suppose:** using the recommended component in above table; VDD\_EXT is 2.8V

**Then:**

- If antenna is normal, the response value will be  $1400 \pm 100$ ;
- If antenna is removed, the response value will be  $2800 \pm 100$ .